

xiaomi

Smart Band 7 NFC User Manual



Precautions

- When using the band to measure your heart rate, please keep your wrist still.
- The band has a water resistance rating of 5ATM (50 meters in depth). It can be worn in the swimming pool, while swimming near the shore, or during other shallow-water activities. However, it cannot be used in hot showers, sauna, or diving. Furthermore, remember to avoid the band being directly impacted by swift currents during water sports. The water-resistant function is not permanent and may decline over time.
- The touchscreen of the band does not support underwater operations. When the band comes into contact with water, use a soft cloth to wipe away excess water from its surface before use.
- During daily use, avoid wearing the band too tightly and try to keep its contact area dry. Please clean the wristband regularly with water.
- Please stop using the product immediately and seek medical assistance if the contact area on your skin shows signs of redness or swelling.
- This band is not a medical device, any data or information provided by the band should not be used as a basis for diagnosis, treatment, and prevention of diseases.

-
- The lithium polymer battery in this band cannot be removed. To avoid damage to the battery or the band, do not replace the battery by yourself. There is a risk of explosion if the wrong type of battery is used. Do not dispose of used batteries with household waste. Dispose of this band and used batteries as per local laws **and regulations.**
 - Do not disassemble, strike, crush or throw the battery into fire. Stop using the battery immediately if there is any swelling or fluid leakage. **Do not expose it to sunlight, fire, or environments where the ambient temperature is extreme heat.**
 - **When planning not to use the band for a long time, turn it off and then put it away. To avoid damage caused by the over-discharge of the battery, fully charge the band every 6 months.**

Battery Safety

- This device is equipped with a built-in battery that cannot be removed or replaced. Do not disassemble or modify the battery **by yourself**.
- Disposal of a battery into fire or a hot oven, or mechanically crushing or cutting of a battery, that can result in an explosion.
- Leaving a battery in an extremely high temperature surrounding **environment that can result in an explosion or the leakage of flammable liquid or gas**.
- A battery subjected to extremely low air pressure that may result **in an explosion or the leakage of flammable liquid or gas**.

Product Overview

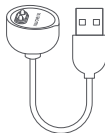
Read this manual carefully before use, and retain it for future reference.



a Fitness Tracker



b Wristband

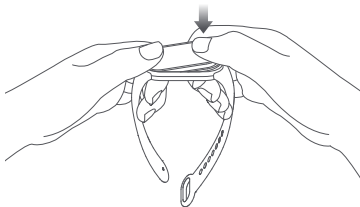


c Charging Cable

Note: Illustrations of product, accessories, and user interface in the user manual are for reference purposes only. Actual product and functions may vary due to product enhancements.

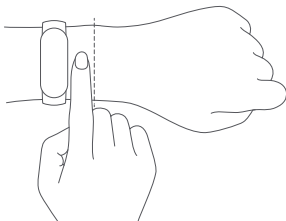
How to install

1. Insert one end of the fitness tracker into the slot from the front of the wristband.
2. Press down on the other end with your thumb to push the fitness tracker completely into the slot.



Wearing

1. Comfortably tighten the band around your wrist about one-finger width away from your wrist bone.



-
2. To achieve the optimal performance of the heart rate sensor, make sure the back of the band to contact with your skin. When wearing your wristband, keep it neither too tight nor too loose but leaving some space for the skin to be able to breathe. Tighten the wristband before you start to exercise and properly loosen it afterward.



Too loose

If the band can easily move up and down the wrist, or the heart rate sensor cannot collect the data, try tightening the wristband.



Just right

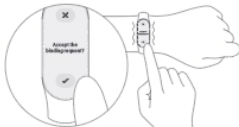
The band can comfortably fit around the wrist.

Connecting with APP

1. Scan the QR code to download and install the app. Add the Xiaomi Smart Band 7 NFC to the app first before you start using it.



2. Log into your Xiaomi account in the app, and follow the instructions to connect and pair the band with your phone. Once the band vibrates and a pairing request is displayed on its touchscreen, tap to complete the pairing with your phone. Note: Make sure the Bluetooth on your phone is enabled. Hold the phone and the band close to each other during pairing.

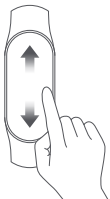


How to Use

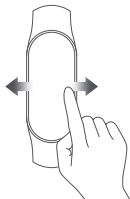
After successfully pairing with your device, the band will start tracking and analyzing your daily activities and sleeping habits. Tap the touchscreen to light it up.

Swipe up on the touchscreen to choose from functions, and swipe down on the touchscreen to view notifications.

Swipe left or right on the touchscreen to quickly select a shortcut.



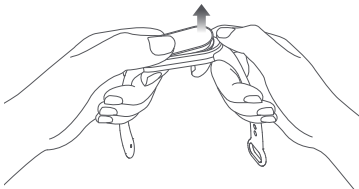
Swipe up on the touchscreen to choose from functions.
Swipe down on the touchscreen to view notifications.



Swipe left or right on the touchscreen to quickly select a shortcut.

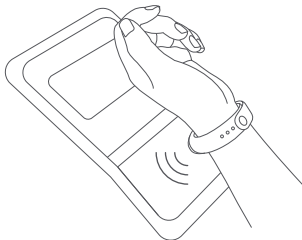
Disassembling

Remove the band from your wrist, hold on to each end and pull on the wristband until you see a small gap between the fitness tracker and the wristband. Use your finger to pop the fitness tracker out of its slot from the front side of the wristband.



Activating the NFC-enabled Bank Card

After connecting the band with the app, you can add and activate the bank card based on your needs. Then follow the on-screen instructions to finish the settings such as setting a password. When you complete the activation of the bank card, you can use the NFC payment function via the band. Remember to place the band close to the middle of the reader when doing the payment.

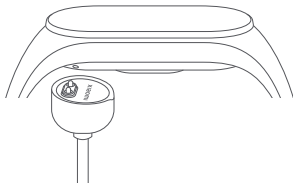


Note:

The available bank card services are dependent on the corresponding banks of the city you live in, and the actual functions are subject to the services provided by the bank of the activated bank card.

Charging

- When using the band for the first time, connect it to the charging cable to turn it on.
- Recharge your band immediately when the battery level is low.



Specifications

Product: Smart Band

Name: Xiaomi Smart Band 7 NFC

Model: M2130B1

Fitness Tracker Net Weight: 13.8 g

Item Dimensions: 46.5 × 20.7 × 12.25 mm

Wristband Material: Thermoplastic elastomer

Clasp Material: Aluminum alloy

Adjustable Length: 160–224 mm

Compatible with: This product only supports certain Android or iOS systems. For detailed information, please check the product page on www.mi.com.

Battery Capacity: 180 mAh

Battery Type: Lithium polymer battery

Input Voltage: DC 5.0 V

Input Current: 250 mA Max.

Water Resistance: 5ATM

Operating Temperature: 0°C to 45°C

Bluetooth Frequency: 2402–2480 MHz

Max. Output: ≤13 dBm

Wireless Connectivity: Bluetooth® Low Energy 5.2

NFC Frequency: 13.553–13.567 MHz

NFC Max. Output: < 42 dBuA/m @10m



The Bluetooth® word mark and logos are registered trademarks owned by Bluetooth SIG, Inc. and any use of such marks by Xiaomi Inc. is under license. Other trademarks and trade names are those of their respective owners.

WEEE Disposal and Recycling Information



All products bearing this symbol are waste electrical and electronic equipment which should not be mixed with unsorted household waste. Instead, you should protect human health and the environment by handing over your waste equipment to a designated collection point for the recycling of waste electrical and electronic equipment, appointed by the government or local authorities. Correct disposal and recycling will help prevent potential negative consequences to the environment and human health. Please contact the installer or local authorities for more information about the location as well as terms and conditions of such collection points.

EU Declaration of Conformity



Hereby, Anhui Huami Information Technology Co., Ltd. declares that the radio equipment type M2130B1 is in compliance with Directive 2014/53/EU. The full text of the EU declaration of conformity is available at the following internet address:
<http://www.mi.com/global/service/support/declaration.html>

Warranty Notice

THIS LEGAL WARRANTY NOTICE INFORMS YOU ABOUT YOUR RIGHTS UNDER THE LEGAL WARRANTY. FOR A FULL UNDERSTANDING OF YOUR RIGHTS YOU ARE INVITED TO CONSULT THE LAWS OF YOUR COUNTRY, PROVINCE OR STATE. The duration and conditions related to the legal warranties are provided by respective local laws. For more information about the consumer warranty benefits, please refer to Xiaomi's official website <https://www.mi.com/en/service/warranty/>. If you have purchased the Product directly from Xiaomi. In all other cases, please consult your seller. There is no guarantee that the operation of the Product will be uninterrupted or error free. Damages arising from non-compliance with the instructions related to the use of the Product are excluded. If a hardware defect is found within the Warranty period, the Product will be either (1) repaired, (2) replaced, or (3) refunded, depending on your rights under local laws. Normal wear and tear, force majeure, abuse or damage caused by the user's negligence or fault are not warranted. The contact person for the after-sales service may be any person in Xiaomi's authorized service network, Xiaomi's authorized distributors or the final vendor who sold the Products to you. The present warranty does not apply in Hong Kong and Taiwan. Products which were not duly imported and/or were not duly manufactured by Xiaomi and/or were not duly acquired from Xiaomi or a Xiaomi's official seller are not covered by the present warranties. As per applicable law you may benefit from warranties from the non-official retailer who sold the Product. Therefore, Xiaomi invites you to contact the retailer from whom you purchased the Product.

Manufactured for: Xiaomi Communications Co., Ltd.

Manufactured by: Anhui Huami Information Technology Co., Ltd.
(a Mi Ecosystem company)

Address: 7/F, Building B2, Huami Global Innovation Center,
No. 900, Wangjiang West Road, High-tech Zone, Hefei City,
China (Anhui) Pilot Free Trade Zone

For further information, please go to www.mi.com

For regulatory information, product certification, and compliance
logos related to Xiaomi Smart Band 7 NFC, please go to Settings >
System > Regulatory.

Importer:
Beryko s.r.o.
Pod Vinicemi 931/2, 301 00 Plzeň
www.beryko.cz